

HARCO PRICE LIST

PHILMAC[®] UTC[®] COMPRESSION FITTINGS



ENGINEERED FOR DURABILITY

HARCO PRICE LIST

PHILMAC[®] UTC[®] COMPRESSION FITTINGS

Table of Contents

Couplings	1
Tees	1
Elbows	1
Adapters	1
Service Tees	1
Wrenches	1
Size Chart	2
Conditions of Sale	<i>(Back Cover)</i>

NOTES


- 200 psi Pressure Rating
- Compatible Pipe: See Page 2
- Compatible SDR's/SIDR's: No greater than SDR13.5. See page 2 for SIDR's.
- Independent listing with ICC Evaluation Service (ICC-ES PMG Product Certificate: PMG-1420) for compliance with:
 - NSF61
 - CSA B137.1
 - LC1042 (ICC-ES)
 - UPC
 - IPC
 - IRC


CAUTION: Philmac[®] does not recommend or warrant the use of UTC[®] Compression Fittings "inside the building" or for "hot water" applications


HARCO PRICE LIST


PHILMAC® UTC® COMPRESSION FITTINGS


Universal Transition Couplings


Repair Coupling (No Stop) Compression x Compression	SIZE	PART NUMBER	PIPE DIAMETER RANGE		CTN QTY	LIST PRICE
			inches	millimeters		
				A		
	B	75-608BB	0.83 - 1.06	21-27	50	\$29.31
	C	75-608CC	1.06 - 1.34	27-34	25	\$42.58
	D	75-608DD	1.34 - 1.54	34-39	25	\$53.69
	E	75-608EE	1.54 - 1.69	39-43	20	\$48.73
	F	75-608FF	1.85 - 1.93	47-49	15	\$75.06
	G	75-608GG	2.32 - 2.40	59-61	10	\$93.17


Reducer Coupling Compression x Compression	SIZE	PART NUMBER	PIPE DIAMETER RANGE		CTN QTY	LIST PRICE
			inches	millimeters		
				BA		
	CA	75-617CA	1.06 - 1.34 x 0.59 - 0.83	27-34 x 15-21	35	\$41.96
	CB	75-617CB	1.06 - 1.34 x 0.83 - 1.06	27-34 x 21-27	35	\$41.96
	DC	75-617DC	1.34 - 1.54 x 1.06 - 1.34	34-39 x 27-34	25	\$78.75
	EC	75-617EC	1.54 - 1.69 x 1.06 - 1.34	39-43 x 27-34	20	\$48.64
	FE	75-617FE	1.85 - 1.93 x 1.54 - 1.69	47-49 x 39-43	20	\$102.81

Tee Compression x Compression x Compression	SIZE	PART NUMBER	PIPE DIAMETER RANGE		CTN QTY	LIST PRICE
			inches	millimeters		
				B		
NOTE: Assembled from Service Tee and Male Adapter						

90° Elbow Compression x Compression	SIZE	PART NUMBER	PIPE DIAMETER RANGE		CTN QTY	LIST PRICE
			inches	millimeters		
				BB		

Male Adapter Compression x MNPT	SIZE	PART NUMBER	PIPE DIAMETER RANGE		CTN QTY	LIST PRICE
			inches	millimeters		
				B x 3/4		
	B x 1	75-6304B	0.83 - 1.06	21-27	80	\$27.53
	C x 1	75-6304C	1.06 - 1.34	27-34	50	\$55.14

Service Tee Compression x Compression x MNPT	SIZE	PART NUMBER	PIPE DIAMETER RANGE		CTN QTY	LIST PRICE
			inches	millimeters		
				B x 3/4		

Installation Wrench	SIZE		PART NUMBER	CTN QTY	LIST PRICE			
		B - C - D				75-602BC	1	\$63.53
		E - F				75-602EF	1	\$63.53
	G	77-3028	1	\$60.06				

Call for other configurations

CAUTION: Philmac® does not recommend or warrant the use of UTC® Compression Fittings "inside the building" or for "hot water" applications

UTC SIZING CHART

PHILMAC® UTC® COMPRESSION FITTINGS

The following chart provides a convenient means of identifying the appropriate UTC® fitting. UTC® fittings are available in sizes A, B, C, D, E, F, and G. Product may best be identified by the millimeter markings on the nuts.

- Recommendations are based on the variation in average diameter permitted by standard. Out of roundness effects are not considered. Call for pipes not listed.

- UTC® is pressure rated for 200psi at 73°F and 150psi at 100°F.

UTC® SELECTION RECOMMENDATIONS								
PIPE MATERIALS ^d	ASTM STANDARD	1/2"	5/8"	3/4"	1"	1 1/4"	1 1/2"	2"
Copper (Type K, L, & M)	B88	A	na	B	C	D	E	na
CTS PE or PEX	D2737 / F876	A	na	B	C	D	E	na
PVC (IPS-OD)	D2241 / D1785	B	na	B ^a & C	C ^a & D	E	F	G
ABS (IPS-OD)	D1527/ D2661/ F628	B	na	B ^a & C	C ^a & D	E	F	G
Galvanized Steel / Steel (IPS-OD)	A53	B	na	B ^a & C	C ^a & D	E	F	G
Stainless Steel ^c	A312 / A358 / A376	B	na	B ^a & C	C ^a & D	E	F	G
PE IPS-OD (SDR)	D3035 / D2447	B	na	B ^a & C	C ^a & D	E	F	G
PE SIDR 7 (IPS-ID)	D2239	na	na	C	D	na	na	na
PE SIDR 9 (IPS-ID)	D2239	A	na	B	C	na	na	na
PE SIDR 11.5 (IPS-ID)	D2239	A	na	B	C	E	F ^a	na
PE SIDR 15 (IPS-ID)	D2239	A	na	B	C	E	na	G
Lead Strong		A	B	C	D	E	na	na
Extra Strong		B	C	C	D	na	na	na
Double Extra Strong ^b		B	C	C ^b & D ^b	E	F	na	na

na: not available - UTC® fitting for this size pipe is not available.

NOTES:

- There may be occasions when the pipe is slightly too large for this UTC® size, in which case the coupling can be loaded on pipe disassembled.
- If the OD of the 3/4" "Double Extra Strong" lead pipe is larger than 1.34", use a Size D UTC® fitting or shave the pipe to fit a Size C UTC® fitting.
- Recommendations assume pipe is standard IPS diameter. Some pipe manufacturers may make pipe to other outside diameter dimensions.
- UTC is not recommended for PE-AL-PE and PEX-AL-PEX composite pipes.

CAUTION: Philmac® does not recommend or warrant the use of UTC® Compression Fittings "inside the building" or for "hot water" applications.

HARCO PRICE LIST

PHILMAC[®] UTC[®] COMPRESSION FITTINGS

NOTES

HARCO PRICE LIST

PHILMAC[®] UTC[®] COMPRESSION FITTINGS

Conditions of Sale

RETURNS: All returned merchandise must have authorization from Harco. Returned merchandise will only be accepted within one (1) year of the date of invoice. Merchandise must be in new and marketable condition. Freight charges on authorized returns must be prepaid and a restocking charge will be made except for returns resulting from shipping errors on our part or material proven to be defective.

CLAIMS: All claims for damage or shortage in transit shall be handled with the carrier by the consignee.

LIMITED GUARANTEE: The Harrington Corporation (Seller) guarantees to credit against invoice price or, at its option, to furnish, but not to install, replacement parts of like kind, F.O.B. Seller's manufacturing plant of origin, any item of its manufacture proved to be defective in material or workmanship within one (1) year from date of shipment provided Buyer (or Purchaser) gives immediate written notice of such alleged defect and, if required, returns defective item to Seller's Lynchburg, Virginia plant freight prepaid. Items or components not of Seller's manufacture are not included in the foregoing guarantee but are subject only to any warranty of their respective manufacturers. Seller shall not be liable for the cost of any repairs or work done or materials used by the Buyer because of defective or non-conforming items, unless authorized in writing by Seller. IN NO EVENT SHALL SELLER BE LIABLE FOR INCIDENTAL OR CONSEQUENTIAL DAMAGES CAUSED BY BREACH OF THIS GUARANTEE unless applicable federal or state law forbids exclusion of incidental or consequential damages.

WARRANTIES: EXCEPT FOR THE ABOVE "GUARANTEE," SELLER MAKES NO EXPRESS WARRANTIES AND NO IMPLIED WARRANTIES OF MERCHANTABILITY OR FITNESS FOR ANY PARTICULAR PURPOSE AS TO PRODUCTS SOLD BY US, UNLESS APPLICABLE FEDERAL OR STATE LAW FORBIDS SUCH DISCLAIMER OF WARRANTIES. TO THE EXTENT THAT APPLICABLE FEDERAL OR STATE LAW FORBIDS THE DISCLAIMER OF IMPLIED WARRANTIES OF MERCHANTABILITY OR FITNESS FOR ANY PARTICULAR PURPOSE, SUCH IMPLIED WARRANTIES ARE LIMITED TO THE SAME DURATION (ONE YEAR) AS SELLER'S ABOVE GUARANTEE. NO WAIVER, ALTERATION, OR MODIFICATION OF THIS DISCLAIMER OF WARRANTIES SHALL BE VALID UNLESS MADE IN WRITING AND SIGNED BY AN EXECUTIVE OFFICER OF SELLER.

PRICES: Subject to change without notice. Possession of price sheets does not constitute an obligation to sell and orders may be refused without cause.

SUITABILITY: Contact with corrosive soils or carried water may require the use of protective measures for metallic components. It is the responsibility of the Buyer to determine both the need for protective measures and type of protective measures required. Buyer is solely responsible for the effectiveness of protective measures used.



ENGINEERED FOR DURABILITY